

Ways to Use The Thank You for the Fork Gratitude Role Playing Game



1. Print out the Thank You For the Fork Gratitude Role Playing Game on cardstock and cut them apart or keep them on a sheet for your reference.
2. Explain that you're going to play a game to get them ready for opening presents and that no matter what gift they get, they can show gratitude/thankfulness for the gift because it came from someone who was being thoughtful.
3. Remind them they might get a gift they don't like. They might get a gift they don't understand. They might get a gift they already have. They might get a gift instead of the one they really wanted. But...they can still be thankful for the gift they received.
4. To play the "Fork Game," offer your child something simple like a fork. Tell them they're going to pretend they just opened a present (Christmas, Hanukkah, birthday, etc.) and they are going to practice being grateful for the present.
4. They are going to say, "Thank you for the fork" and then they're going to come up with one way they can use the fork or why they're happy they got the fork. They can say things like, "I can use this to eat my mac n cheese," or "Now my fingers won't get sticky when I eat my watermelon." They do not need to say things like, "I love it" or "I always wanted this" or "I can't wait to use this." Encourage them to speak truthful, but still heartfelt statements.
5. Practice handing them different random things or use the printed cards. Families can play the "game" while you're waiting in restaurants or doctor appointments by handing them random things you see around you like salt shakers or a chair or a napkin. Educators can play this game during morning meetings or while you're waiting for the bell to ring.
6. Continue the game until you are confident your child is ready to show gratitude during gift opening moments.

Thank you for the



I can eat
with it!



Thank you for the



It will keep
me dry.




Thank you for the



I can color
with it!




Thank you for the



They
will
keep me
warm.



Thank you for the



I can take
it to
soccer
games.



Thank you for the



I can use
it to see
at night.



Thank you for the



It will
block
the
sun.




Thank you for the



I will use
it to dig
at the
beach.



Thank you for the



I can look for birds with it.




Thank you for the



I can use it with my sister.




Thank you for the



They'll protect my eyes!




Thank you for the



It will keep my lunch cool.



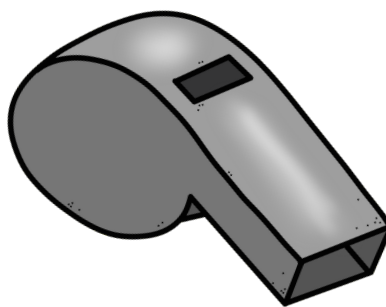
Thank you for the



It will keep me cozy.



Thank you for the



I can use it to play referee.



Thank you for the



I can take it on walks.



Thank you for the



I can write notes in it.

