

Thank You!



As the purchaser, you may:

Reproduce copies of this for your family.

Reproduce copies of this for your students.

Share this on a private, secure website for students such as Google Classroom.

But, you may NOT:

Reproduce or share copies of this with friends, colleagues, or your school without author permission. Reproduce or share copies of this for students who are not yours. Share this on a public website like your classroom website or school website. Resell or profit off this product or use it in a commercial way.

All Rights Reserved. This is the intellectual property of Nicole Black, Coffee and Carpool: Raising Kind Kids

Teaching Kindness is Essential.

When children don't feel welcomed, included, and physically and emotionally safe, they won't be able to learn. I'm Nicole Black and I create resources to help create a classroom community, to limit bullying behaviors, and to intentionally help kids speak and act with kindness more often.

Kindness can be taught. This resource will help you do it.



Stay Connected and Get More Goodies!

Join our FREE Facebook Group.

Find more ideas like this on Pinterest.

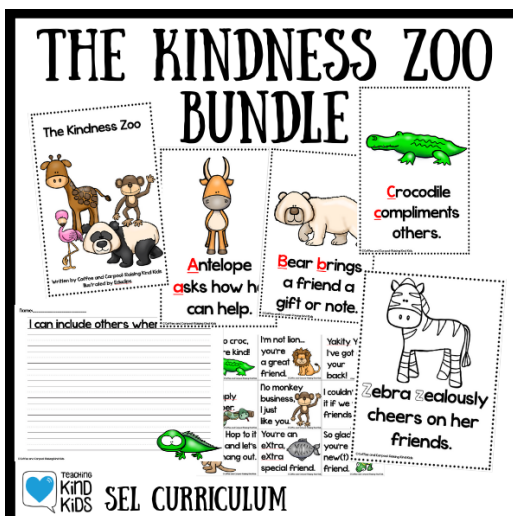

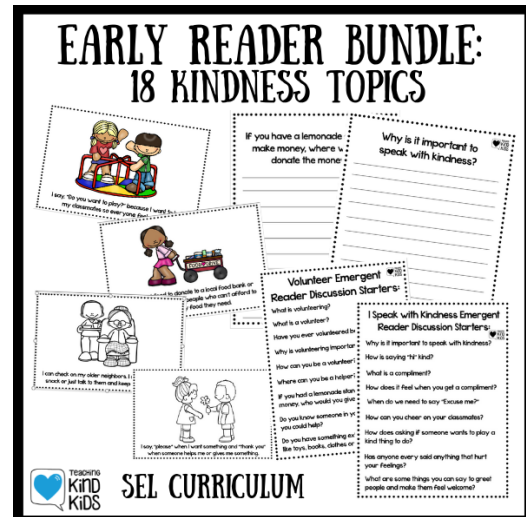
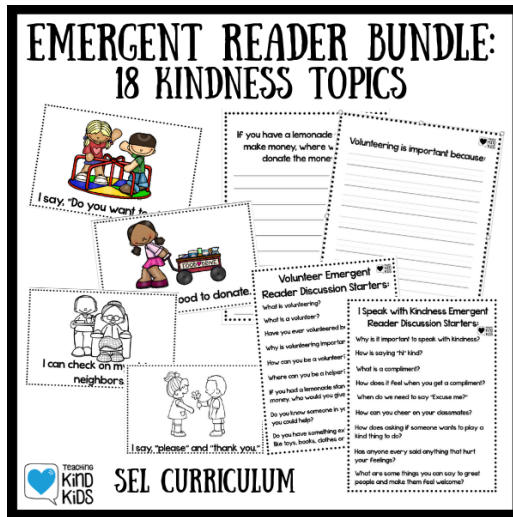
Get more resources and FREEBIES on our blog.

Email me with requests.

Thanks to
Educlips for the
Clip Art.



You'll LOVE these other Kindness Resources:



Ways to Use These Valentine's Day Kindness Conversation Hearts



1. Print out the Valentine's Day Kindness Conversation Hearts you want on cardstock.
2. Cut out the cards.
3. Kids can write their names on the backs of the cards so they're ready to pass out as Valentine's Day cards. Pages 4-6 are appropriate for classmates/friends.
4. If they want, they can put their classmates' names on the cards so the "right" card goes to the intended kid.
5. Remember to pass out Valentine's Day cards to every classmate so no one gets left out accidentally.
6. If you'd like, tape these to a box of Conversation Hearts.
7. Educators: You can pass these out to your students as your Valentine's Day cards to them... page 7 would be most appropriate from a teacher to students.
8. Parents: You can cut these out and give them to your kids on Valentine's Day or tape them to their door...page 8 is perfect for families.





A pink heart-shaped sticker with a darker pink border.

BESTIES
4EVER

A purple heart-shaped sticker with a darker purple border.

GLAD 2
KNOW
U

A yellow heart-shaped sticker with a darker yellow border.

KIND IS
COOL

A teal heart-shaped sticker with a darker teal border.


KIND
PERSON

A light blue heart-shaped sticker with a darker blue border.

U R
FRIENDLY

A light green heart-shaped sticker with a darker green border.

SWEET
FRIEND





KIND
KID



KIND IS
COOL



KIND +
YOU



GLAD U
R KIND



KIND
4EVER



SWEET
KID

A pink heart-shaped sticker with a darker pink border.

KIND
KID

A purple heart-shaped sticker with a darker purple border.

YOU +
ME

A yellow heart-shaped sticker with a darker yellow border.

I LOVE
YOU

A teal heart-shaped sticker with a darker teal border.

GLAD U
R MY
KID

A light blue heart-shaped sticker with a darker blue border.

LOVE U
4EVER

A light green heart-shaped sticker with a darker green border.

PROUD
OF U